

Starlight 2nd Class: Termly assessment 4: Summer

Part 1: Comprehension

Read the following text carefully.

How to Build a Sandcastle

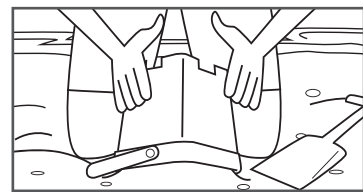
One of my favourite things to do on a sunny summer's day is to build a sandcastle at the beach. Follow the steps below to build the perfect sandcastle.

Materials:

- damp sand
- a small plastic bucket
- a small plastic spade
- shells

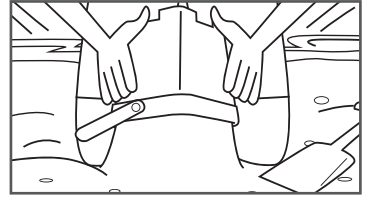
Instructions:

1. Fill your bucket to the top with moist, damp sand. The sand needs to be damp to hold the sand together.
2. Use your spade or hand to pat the sand down firmly into your bucket.
3. Turn your bucket upside down and place it on the sand in one quick movement.
4. Tap the base of your bucket a few times with your spade to loosen the sand inside.






5. Carefully lift off your bucket.



6. Decorate your sandcastle with some shells.



Tick the correct answers.

1. How to build a sandcastle is an example of a _____.

- ☐ report
- ☐ narrative
- ☐ procedure

2. You would build a sandcastle in the season of _____.

- ☐ autumn
- ☐ summer
- ☐ winter

3. To build a sandcastle you need _____ sand.

- ☐ dry
- ☐ damp
- ☐ dark

4. You tap the base of your bucket ...

- ☐ to loosen the sand inside.
- ☐ to press the sand down firmly into the bucket.
- ☐ because it is fun to do.





5. What do you need to build a sandcastle?

- ☐ Dry sand and a bucket
- ☐ Shells and a flag
- ☐ A spade and damp sand

6. Why do you need to remove the bucket carefully?

Part 2: Vocabulary

A. Match the word to its meaning.

mound	a green vegetable with a long stalk
celery	to break or fall apart into small pieces
ingredients	a large, rounded pile
crumble	the foods needed to complete a recipe

B. Tick the words nearest in meaning to the underlined words.

1. The music at the party was very loud.

- ☐ fast
- ☐ blaring
- ☐ energetic

2. The water twisted around Henry in the pool.

- ☐ warmed
- ☐ rose
- ☐ swirled



3. Gary used sunglasses to protect his eyes from the sun.

- ☐ shield
- ☐ stop
- ☐ rescue

4. Wanda Witch didn't succeed with her evil plan.

- ☐ amazed
- ☐ exploded
- ☐ failed

5. Matt enjoyed the merry-go-round at the fair.

- ☐ go-carts
- ☐ carousel
- ☐ haunted house

6. To dodge a ball is to ...

- ☐ kick it
- ☐ side step to avoid it
- ☐ pass it

C. Write the meaning of these words.

slanted _____

wiggle _____

daily _____

announce _____



Part 3: Grammar

A. Write the correct contraction.

1. you have _____
2. did not _____
3. I will _____
4. he is _____
5. I am _____
6. do not _____
7. can not _____
8. it is _____
9. could not _____
10. they are _____

B. Choose the correct word to complete the sentences.

have

has

1. Jan and Josh _____ tickets for the concert.
2. The children _____ a new kitten called Fluffy.
3. Dad _____ toast for breakfast every morning.
4. The referee _____ a whistle.
5. _____ you finished your homework?

C. Choose the correct word to complete the sentences.

to

too

two

1. A polar bear has _____ eyes.
2. Ed is going _____ Spain on holidays.
3. Sloths like _____ eat fruit.
4. It is _____ cold for many animals to live in the polar lands.
5. If you are going to the pool, can I come _____?



D. There are 10 mistakes in the passage below. Circle them.

Once their was a rabbit called benny. He loved two hop around and eat vegetables in milltown. on monday he ate carrots and lettuce to.

‘Will you come and eat with me!’ said Benny to his friend ginger.

‘No,’ said Ginger. ‘I hate vegetables?’

Part 4: Writing – Procedure

Write about making a jam sandwich.

Write your list of ingredients and equipment on this page.

Write your instructions on the next page.

How to Make a Jam Sandwich

What you need:

Ingredients:

Equipment:

Instructions:

	<div></div> <div></div> <div></div>
	<div></div> <div></div> <div></div>
	<div></div> <div></div> <div></div>
	<div></div> <div></div> <div></div>
	<div></div> <div></div> <div></div>
	<div></div> <div></div> <div></div>